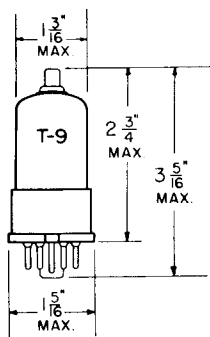


TUNG-SOL

PENTODE



GLASS BULB

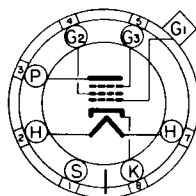
COATED UNIPOTENTIAL CATHODE

HEATER

12.6 VOLTS 150 MA.

AC OR DC

ANY MOUNTING POSITION



BOTTOM VIEW

SMALL WAFER
7 PIN OCTAL
METAL SLEEVE
TR

THE 12K7GT IS A VARIABLE MU PENTODE AMPLIFIER IN THE OCTAL GLASS CONSTRUCTION. IT IS SUITABLE FOR USE WITH AVC IN RF AND IF AMPLIFIERS AND MINIMIZES CROSS MODULATION.

DIRECT INTERELECTRODE CAPACITANCES

GRID TO PLATE: (G TO P) MAX.	0.005	μmf
INPUT: G_1 TO (H+K+ G_2 + G_3 +S+IS)	4.6	μmf
OUTPUT: P TO (H+K+ G_2 + G_3 +S+IS)	12	μmf

RATINGS

INTERPRETED ACCORDING TO RMA STANDARD M6-210

HEATER VOLTAGE	12.6	VOLTS
MAXIMUM HEATER-CATHODE VOLTAGE	90	VOLTS
MAXIMUM PLATE VOLTAGE	300	VOLTS
MAXIMUM GRID #2 VOLTAGE	125	VOLTS
MAXIMUM GRID #2 SUPPLY VOLTAGE	300	VOLTS
MAXIMUM POSITIVE DC GRID #1 VOLTAGE	0	VOLTS
MAXIMUM PLATE DISSIPATION	2.75	WATTS
MAXIMUM GRID #2 DISSIPATION	0.35	WATT

PLATE
2223
JULY 1,
1949

CONTINUED ON FOLLOWING PAGE

→ INDICATES A CHANGE OR ADDITION.

CONTINUED FROM PRECEDING PAGE

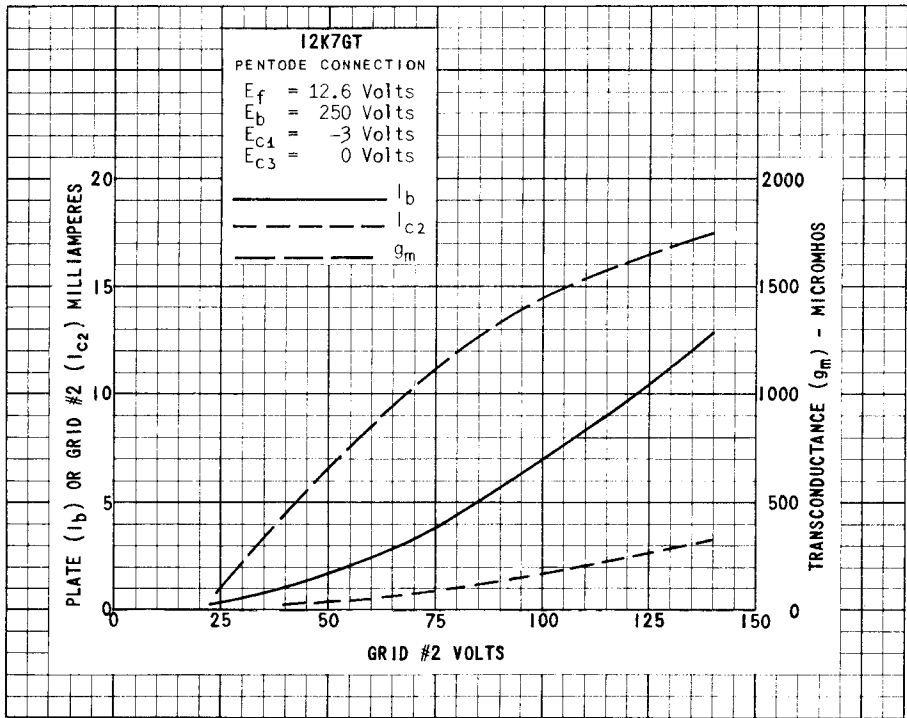
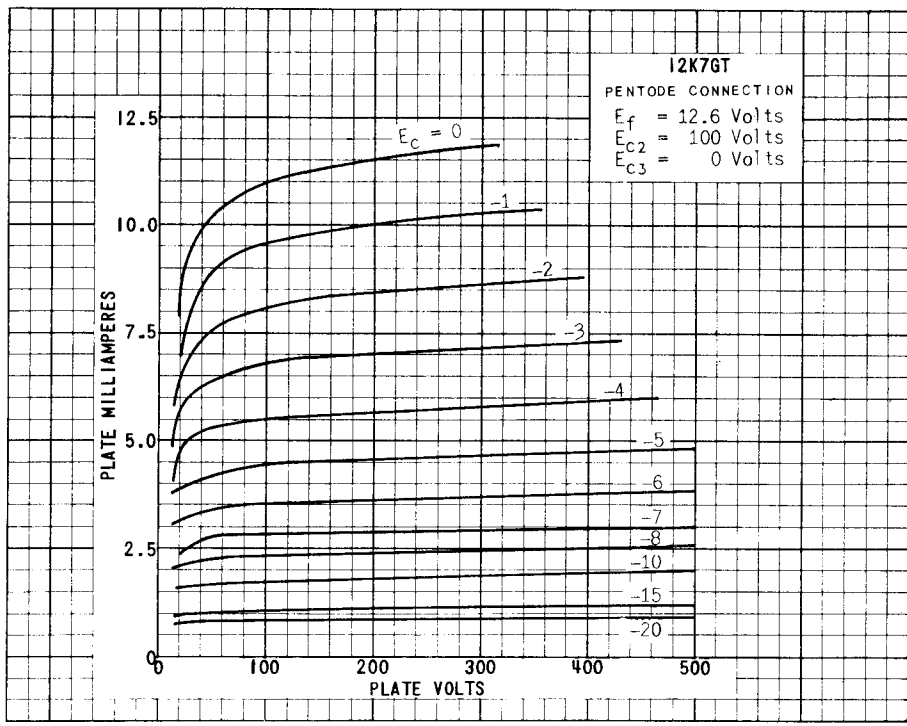
TYPICAL OPERATING CONDITIONS AND CHARACTERISTICS

CLASS A₁ AMPLIFIER

HEATER VOLTAGE	12.6	12.6	12.6	VOLTS
HEATER CURRENT	150	150	150	MA.
PLATE VOLTAGE	100	250	250	VOLTS
GRID #3 VOLTAGE				
	PIN #5 CONNECTED TO PIN #8 AT SOCKET			
GRID #2 VOLTAGE	100	100	125	VOLTS
GRID #1 VOLTAGE	-1	-3	-3	VOLTS
PLATE RESISTANCE (APPROX.)	0.15	0.8	0.6	MEGOHM
TRANSCONDUCTANCE	1 650	1 450	1 650	μMHOS
PLATE CURRENT	9.5	7	10.5	MA.
GRID #2 CURRENT	2.7	1.7	2.6	MA.
GRID #1 VOLTAGE FOR $G_m = 2 \mu\text{MHOS}$ (APPROX.)	-38.5	-42.5	-52.5	VOLTS

→ INDICATES A CHANGE OR ADDITION.

 PLATE
 2224
 JULY 1,
 1949



PRINTED IN U.S.A.

PLATE 2225
 JULY 1, 1949

12K7GT(6K7,6K7GT)

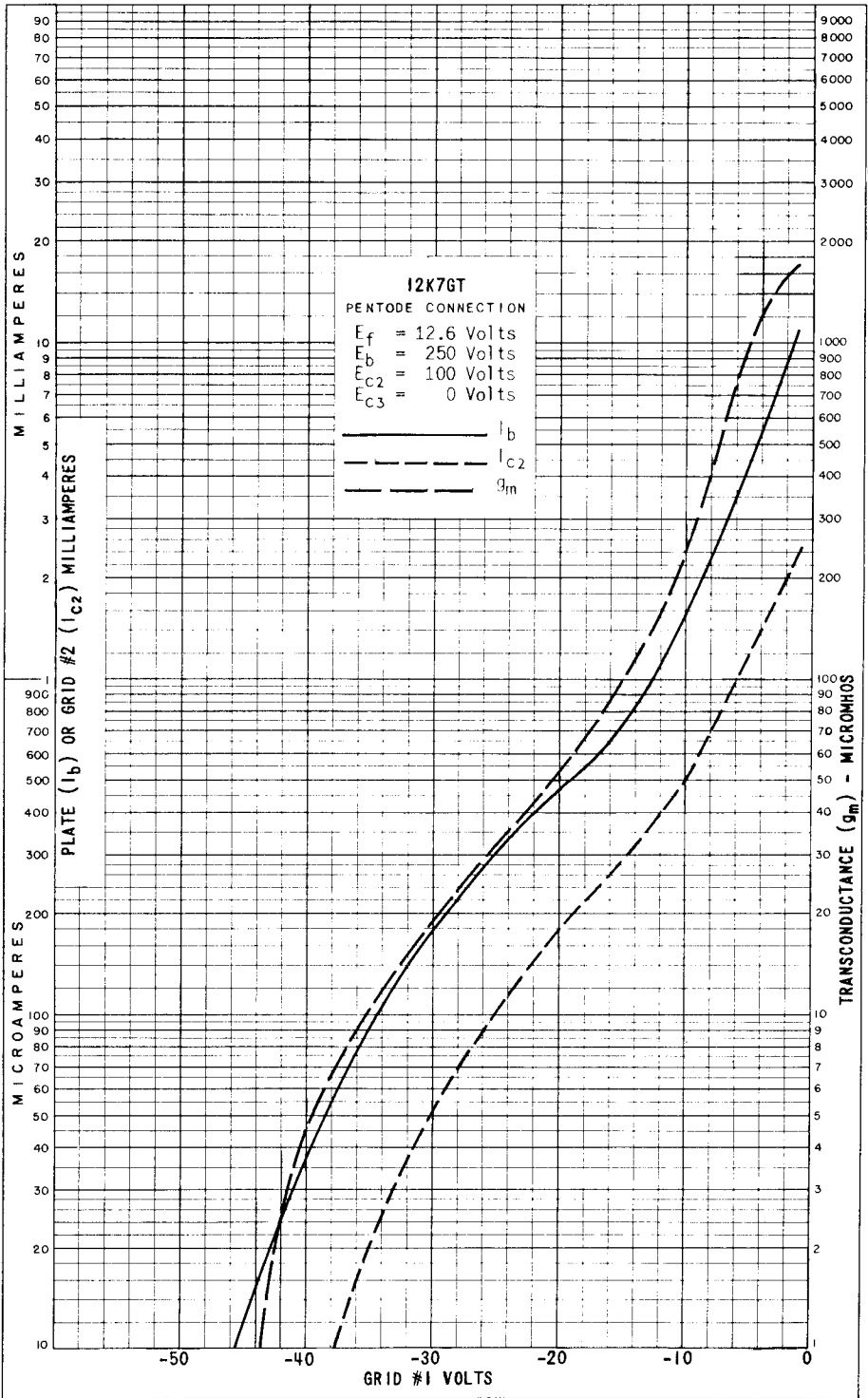


PLATE
 2226
 JULY 1,
 1949